

SYSTEMATICS INC

26 Burnside St. Bristol, RI 02809
Phone: (401) 253 0050 FAX: (401) 253-1602
E-mail: systinc@gis.net Website: www.systinc.com

Chem Check Cleaner Replenisher



Automatically adds cleaning chemical to maintain the optimum cleaning concentration.

Product Description:

The 960-0600 Chem Check Cleaner Replenisher maintains the cleaner concentration by accurately measuring the conductivity of the solution in the tank. This is done with a temperature compensated platinum conductivity sensor that is located in the cleaning tank.

With a suitable calibration, the conductivity value of the solution correlates to the concentration of the solution. By setting a minimum conductivity value, the controller will automatically make cleaner additions when required through an integral peristaltic pump.

Monitoring and maintaining the cleaner insures a more consistent cleaner solution. The results of the cleaning process are more predictable with a likelihood of cost saving in cleaning chemical.

Benefits:



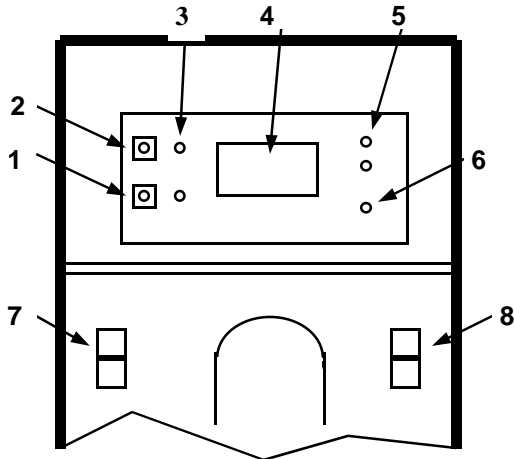
- **Electronic memory retention in the event of a power failure**
- **Continuous cleaner monitoring**
- **Automatic Maintenance of cleaner concentration**
- **Greater consistency of cleaner concentration for optimal results**
- **Reliable, easily-maintained pump**

Features:

- The pump makes no contact with the chemical fluid. Periodic replacement of the pump tube is the only routine maintenance.
- The integral pump is turned on at a set point which is programmed in the controller.
- A rugged plastic enclosure with a protective opening window keeps moisture and corrosive fumes from the electronics.
- Calibration and set point adjustments are made on the face of the instrument.
- Measurement units are retained in memory during a power loss.

Technical Information

Chem Check
Model No. 970-0600



Description and Ordering Information:

Included with the Chem Check:

1. Low set point adjust button & LED.
2. High set point adjust button & LED
3. Set point adjustment screws.
4. LED display
5. LED indicators for conductivity units
6. Calibration adjustment screw
7. Pump switch
8. Power Switch
9. Peristaltic Feed Pump. Fluid never makes contact with pump.
10. Replaceable pump tube assembly
11. Roller assembly for pump use
12. Anti-syphon injector fitting for in-line or direct addition
13. Suction strainer
14. Submersible sensor assembly
15. Temperature compensated platinum conductivity sensor.
16. Spare pump tube (not shown)
17. 10' Vinyl tube for intake and addition

Specifications:

Cabinet: Fire Rated ABS Plastic with hinged, plexiglass window
Dimensions: 8.5"H X 6"W X 11"D
Mount Options: Wall or Bench
Input Signal: 1K Platinum conductivity cell
Power: 115 VAC 50/60 Hz
Pump Tube: 3/8" OD X 1/4" ID. Replacement part No. 345-0110
Pump Output: 82 RPM; 3 GPH (185 ml/min.)

Distributor: